

S. R. Mulla & Co.

Chartered Accountants

Add: 405, 4th Floor, Shaima Apartment, Shanti Nagar, S.G. Barve Marg, Kurla (W), Mumbai 400 070

Email: cashabanamulla@gmail.com

Mobile No: 9819512315

INDEPENDENT AUDITOR'S REPORT

**To The Members of
WEIZMANN CORPORATE SERVICES LIMITED**

Report on the Standalone Ind AS Financial Statements

We have audited the accompanying standalone financial statements of **WEIZMANN CORPORATE SERVICES LIMITED** ("the Company"), which comprise the Balance Sheet as at **31st March, 2018**, and the Statement of Profit and Loss (including Other Comprehensive Income), the Cash Flow Statement and the Statement of Changes in Equity for the year then ended, and a summary of the significant accounting policies and other explanatory information.

Management's Responsibility for the Standalone Financial Statements

The Company's Board of Directors is responsible for the matters stated in Section 134(5) of the Companies Act, 2013 ("the Act") with respect to the preparation of these standalone financial statements that give a true and fair view of the state of affairs (financial position), profit or loss (financial performance including other comprehensive income), cash flows and changes in equity of the Company in accordance with the accounting principles generally accepted in India, including the Indian Accounting Standards prescribed under section 133 of the Act read with the Companies (Indian Accounting Standards) Rules, 2015, as amended, and other accounting principles generally accepted in India.

This responsibility also includes maintenance of adequate accounting records in accordance with the provisions of the Act for safeguarding the assets of the Company and for preventing and detecting frauds and other irregularities selection and application of appropriate accounting policies, making judgments and estimates that are reasonable and prudent and design, implementation and maintenance of adequate internal financial controls, that were operating effectively for ensuring the accuracy and completeness of the accounting records, relevant to the preparation and presentation of the standalone financial statements that give a true and fair view and are free from material misstatement, whether due to fraud or error.

Auditor's Responsibility

Our responsibility is to express an opinion on these standalone financial statements based on our audit. We have taken into account the provisions of the Act, the accounting and auditing standards and matters which are required to be included in the audit report under the provisions of the Act and the Rules made there under.



We conducted our audit of the standalone financial statements in accordance with the Standards on Auditing specified under Section 143(10) of the Act. Those Standards require that we comply with ethical requirements and plan and perform the audit to obtain reasonable assurance about whether the standalone financial statements are free from material misstatement.

An audit involves performing procedures to obtain audit evidence about the amounts and the disclosures in the standalone financial statements. The procedures selected depend on the auditor's judgment, including the assessment of the risks of material misstatement of the standalone financial statements, whether due to fraud or error. In making those risk assessments, the auditor considers internal financial control relevant to the Company's preparation of the standalone financial statements that give a true and fair view in order to design audit procedures that are appropriate in the circumstances. An audit also includes evaluating the appropriateness of the accounting policies used and the reasonableness of the accounting estimates made by the Company's Directors, as well as evaluating the overall presentation of the standalone financial statements. We believe that the audit evidence we have obtained is sufficient and appropriate to provide a basis for our audit opinion on the standalone financial statements.

Opinion

In our opinion and to the best of our information and according to the explanations given to us, the aforesaid standalone financial statements give the information required by the Act in the manner so required and give a true and fair view in conformity with the accounting principles generally accepted in India including of the state of affairs (financial position) of the Company as at 31st March, 2018, and its profit/loss (financial performance including other comprehensive income), its cash flows and the changes in equity for the year ended on that date.

Report on Other Legal and Regulatory Requirements

1. As required by the Companies (Auditor's Report) Order, 2016 ("the Order") issued by the Central Government in terms of Section 143(11) of the Act, we give in "Annexure A" a statement on the matters specified in paragraphs 3 and 4 of the Order.
2. As required by Section 143(3) of the Act, we report that:
 - a. We have sought and obtained all the information and explanations which to the best of our knowledge and belief were necessary for the purposes of our audit.
 - b. In our opinion, proper books of account as required by law have been kept by the Company so far as it appears from our examination of those books.
 - c. The Balance Sheet, the Statement of Profit and Loss including Other Comprehensive Income, the Cash Flow Statement and Statement of Changes in Equity dealt with by this Report are in agreement with the books of account.



- d. In our opinion, the aforesaid standalone financial statements comply with the Indian Accounting Standards prescribed under section 133 of the Act.
- e. On the basis of the written representations received from the directors as on 31st March, 2018 taken on record by the Board of Directors, none of the directors is disqualified as on 31st March, 2018 from being appointed as a director in terms of Section 164(2) of the Act.
- f. With respect to the adequacy of the internal financial controls over financial reporting of the Company and the operating effectiveness of such controls, refer to our separate Report in "Annexure B".
- g. With respect to the other matters to be included in the Auditor's Report in accordance with Rule 11 of the Companies (Audit and Auditors) Rules, 2014, in our opinion and to the best of our information and according to the explanations given to us.
- i. The Company does not have any pending litigations which would impact its financial position.
- ii. The Company did not have any long-term contracts including derivative contracts for which there were any material foreseeable losses.
- iii. There were no amounts which were required to be transferred to the Investor Education and Protection Fund by the Company.

25 MAY 2018

MUMBAI: DATED:

FORS. R. MULLA & CO.,
CHARTERED ACCOUNTANTS



FIRM REG. NO: 138761 W
S. R. MULLA
PROPRIETOR
MEMBERSHIP NO: 141152



ANNEXURE TO THE AUDITORS' REPORT

(Referred to in paragraph 1 of the Independent Auditors' Report of even date to the Shareholders of **WEIZMANN CORPORATE SERVICES LIMITED** on the standalone financial statements as of and for the year ended on March 31, 2018)

- (i) (a) In our opinion the Company has maintained proper records showing full particulars including quantitative details and situation of its fixed assets.
(b) Fixed assets of the Company have been physically verified by the management on phase-wise manner during the year under audit. According to the information and explanations given to us no material discrepancies have been noticed on such verification. In our opinion having regard to the size of the company and the nature of its assets the program of verification of fixed assets is reasonable.
(c) As per the information provided to us, the title deeds of immovable properties are in the name of the company.
- (ii) Since the company does not have inventories Clause 3(ii) of CARO in respect of inventories is not applicable to the company.
- (iii) The company has not granted loans during the year, to parties covered in the register maintained under section 189 of the Act. Therefore sub-clauses (a) to (c) of clause 3(iii) of CARO are not applicable.
- (iv) Based on the information provided to us, records as furnished to us, the company has not granted loans to persons nor given guarantees, securities as envisaged in provisions of section 185/186 of the Companies Act, 2013. In our opinion the company has complied with provision of section 186 in respect of the investments made by it.
- (v) The company has not accepted deposit from the public within meaning of Section 73 to 76 of the Act or any relevant provisions of the Act and the Companies (Acceptance of Deposit) Rules 2015.
- (vi) Maintenance of cost records pursuant to the Rules made by the Central Government for the maintenance of cost records under Section 148 (1) of the Act is not applicable to the company during the year under audit.
- (vii) (a) As per the records examined by us, explanations provided to us, the company is regular in depositing with appropriate authorities undisputed statutory dues including provident fund, employees' state insurance, income tax, sales tax, service tax, customs duty, excise duty, cess and other material statutory dues applicable to it.
(b) According to the information and explanations given to us there are no dues of income tax, sales tax, excise duty and cess which have not been deposited on account of any dispute
- (viii) Since the company has not borrowed from financial institutions, banks neither issued any debentures clause 3 (viii) of CARO is not applicable.



- (ix) The company has not raised monies by way of Public issue/follow on offer, term loans and therefore clause 3 (ix) of CARO is not applicable.
- (x) During the course of our examination of books and records of the Company, carried out in accordance with the generally accepted auditing practices in India, and according to the information and explanations given to us, we have neither come across any instance of material fraud on or by the company, noticed or reported during the year, nor have we been informed of any such case by the management.
- (xi) The company has not paid/provided managerial remuneration during the year and therefore clause (xi) of CARO is not applicable.
- (xii) The company is not a "Nidhi Company" and therefore clause (xii) of CARO is not applicable.
- (xiii) Based on information and explanations in respect of Related Parties provided to us, in our opinion the company has disclosed Related Party Transactions in accordance with the applicable accounting standard.
- (xiv) The company has not made any preferential allotment/private placement of shares nor issued fully or partly convertible debentures during the year under review. Accordingly, the provisions of clause 3 (xiv) of the Order are not applicable to the Company.
- (xv) Based upon the audit procedures performed and the information and explanations given by the management, the company has not entered into any non-cash transactions with directors or persons connected with him. Accordingly, the provisions of clause 3 (xv) of the Order are not applicable to the Company and hence not commented upon.
- (xvi) In our opinion the company is not required to be registered under section 45-IA of the Reserve Bank of India Act, 1934.

25 MAY 2018

MUMBAI: DATED:

FOR S. R. MULLA & CO.,
CHARTERED ACCOUNTANTS



FIRM REG. NO: 138761 W

S. R. MULLA

PROPRIETOR

MEMBERSHIP NO: 141152



Annexure - B to the Auditors' Report
Report on the Internal Financial Controls under Clause (i) of Sub-section 3 of Section 143 of
the Companies Act, 2013 ("the Act")

We have audited the internal financial controls over financial reporting of **WEIZMANN CORPORATE SERVICES LIMITED** ("the Company") as of 31 March 2018 in conjunction with our audit of the standalone financial statements of the Company for the year ended on that date.

Management's Responsibility for Internal Financial Controls

The Company's management is responsible for establishing and maintaining internal financial controls based on the internal control over financial reporting criteria established by the Company considering the essential components of internal control stated in the Guidance Note on Audit of Internal Financial Controls over Financial Reporting issued by the Institute of Chartered Accountants of India ('ICAI'). These responsibilities include the design, implementation and maintenance of adequate internal financial controls that were operating effectively for ensuring the orderly and efficient conduct of its business, including adherence to company's policies, the safeguarding of its assets, the prevention and detection of frauds and errors, the accuracy and completeness of the accounting records, and the timely preparation of reliable financial information, as required under the Companies Act, 2013. .

Auditors' Responsibility

Our responsibility is to express an opinion on the Company's internal financial controls over financial reporting based on our audit. We conducted our audit in accordance with the Guidance Note on Audit of Internal Financial Controls over Financial Reporting (the "Guidance Note") and the Standards on Auditing, issued by ICAI and deemed to be prescribed under section 143(10) of the Companies Act, 2013, to the extent applicable to an audit of internal financial controls, both applicable to an audit of Internal Financial Controls and, both issued by the Institute of Chartered Accountants of India. Those Standards and the Guidance Note require that we comply with ethical requirements and plan and perform the audit to obtain reasonable assurance about whether adequate internal financial controls over financial reporting was established and maintained and if such controls operated effectively in all material respects. Our audit involves performing procedures to obtain audit evidence about the adequacy of the internal financial controls system over financial reporting and their operating effectiveness. Our audit of internal financial controls over financial reporting included obtaining an understanding of internal financial controls over financial reporting, assessing the risk that a material weakness exists, and testing and evaluating the design and operating effectiveness of internal control based on the assessed risk. The procedures selected depend on the auditor's judgment, including the assessment of the risks of material misstatement of the financial statements, whether due to fraud or error. We believe that the audit evidence we have obtained is sufficient and appropriate to provide a basis for our audit opinion on the Company's internal financial controls system over financial reporting.

Meaning of Internal Financial Controls over Financial Reporting

A company's internal financial control over financial reporting is a process designed to provide reasonable assurance regarding the reliability of financial reporting and the preparation of financial statements for external purposes in accordance with generally accepted accounting principles. A company's internal financial control over financial reporting includes those policies



and procedures that (1) pertain to the maintenance of records that, in reasonable detail, accurately and fairly reflect the transactions and dispositions of the assets of the company; (2) provide reasonable assurance that transactions are recorded as necessary to permit preparation of financial statements in accordance with generally accepted accounting principles, and that receipts and expenditures of the company are being made only in accordance with authorizations of management and directors of the company; and (3) provide reasonable assurance regarding prevention or timely detection of unauthorized acquisition, use, or disposition of the company's assets that could have a material effect on the financial statements.

Inherent Limitations of Internal Financial Controls over Financial Reporting

Because of the inherent limitations of internal financial controls over financial reporting, including the possibility of collusion or improper management override of controls, material misstatements due to error or fraud may occur and not be detected. Also, projections of any evaluation of the internal financial controls over financial reporting to future periods are subject to the risk that the internal financial control over financial reporting may become inadequate because of changes in conditions, or that the degree of compliance with the policies or procedures may deteriorate.

Opinion

In our opinion, the Company has, in all material respects, an adequate internal financial controls system over financial reporting and such internal financial controls over financial reporting were operating effectively as at 31 March 2018, based on the internal control over financial reporting criteria established by the Company considering the essential components of internal control stated in the Guidance Note on Audit of Internal Financial Controls Over Financial Reporting issued by the Institute of Chartered Accountants of India.

25 MAY 2018

MUMBAI: DATED:

**FOR S. R. MULLA & CO.,
CHARTERED ACCOUNTANTS**



**FIRM REG. NO: 138761 W
S. R. MULLA
PROPRIETOR
MEMBERSHIP NO: 141152**



Weizmann Corporate Services Limited

CIN : U70102MH1982PLC028472

Balance Sheet as at 31st March 2018

Amount in ₹

Particulars	Note No	As At 31st March, 2018	As At 31st March, 2017	As At 1st April, 2016
ASSETS				
Non-current assets				
a Property, Plant & Equipment	1	4,60,107	5,01,246	5,90,284
b Capital Work in Progress		-	-	-
c Investment Property		-	-	-
d Goodwill		-	-	-
e Other Intangible Assets		-	-	-
f Intangible Assets under development		-	-	-
g Biological Assets other than bearer plants		-	-	-
h Financial Assets				
(i) Investments	2	11,49,10,816	6,44,19,969	4,56,85,045
(ii) Trade Receivables		-	-	-
(iii) Loans and Advances	3	7,69,572	7,87,822	7,87,822
(iv) Others (to be specified)		-	-	-
i Deferred tax assets (net)		-	-	-
j Other non-current assets		-	-	-
Current assets				
a Inventories		-	-	-
b Financial Assets				
(i) Investments		-	-	-
(ii) Trade Receivables	4	34,078	-	-
(iii) Cash and cash equivalents	5	10,06,172	8,69,444	9,72,283
(iv) Bank balances other than (iii) above		-	-	-
(v) Loans and Advances	6	-	83,06,171	1,42,82,944
(vi) Others (to be specified)		-	-	-
c Current Tax Assets (Net)		-	-	-
d Other current assets	7	14,84,005	14,41,239	14,32,786
Total Assets		11,86,84,751	7,63,25,892	6,37,51,164
EQUITY AND LIABILITIES				
Equity				
a Equity Share capital	8	5,00,000	5,00,000	5,00,000
b Other Equity	9	6,05,60,655	2,09,92,980	1,68,16,228
LIABILITIES				
Non-current liabilities				
a Financial Liabilities				
(i) Borrowings		-	-	-
(ii) Trade payables		-	-	-
(iii) Other Long Term Financial liabilities (other than those specified in item (b), to be specified)	10	3,50,00,000	4,37,00,000	3,62,00,000
b Provisions	11	32,971	13,948	21,640
c Deferred tax liabilities (Net)	12	1,71,88,630	58,90,569	48,48,686
d Other non-current liabilities		-	-	-
Current liabilities				
a Financial Liabilities				
(i) Borrowings	13	1,59,010	-	-
(ii) Trade payables	14	50,49,385	50,23,369	50,23,215
(iii) Other financial liabilities (other than those specified in item (c))		-	-	-
b Other current liabilities	15	5,535	5,575	550
c Provisions	16	1,88,565	1,99,450	3,40,845
d Current Tax Liabilities (Net)		-	-	-
Total Equity and Liabilities		11,86,84,751	7,63,25,892	6,37,51,164
See Accompanying Notes to the Financial Statements	1 to 24			

As per our report of even date attached

For S.R.Mulla & Co.
Chartered Accountants

S.R.Mulla

Proprietor

Membership No : 141152

Firm Reg.No. : 138761W

Place: Mumbai

Dated 25 MAY 2018.

For and on behalf of the Board

D.G.Siraj

Director

DIN : 00025543

N.V.Siraj

Director

DIN : 00021986




Weizmann Corporate Services Limited
CIN : U70102MH1982PLC028472
Statement of Profit & Loss Account for the year ended 31.03.2018

Amount in ₹


	Income	Notes	Year Ended 31-03-18	Year Ended 31-03-17
I	Revenue from Operations			-
II	Other Income	17	12,95,553	14,04,268
III	Total Income (I + II)		12,95,553	14,04,268
IV	EXPENSES			
	(a) Cost of Materials Consumed		-	-
	(b) Purchases of Stock-in-Trade		-	-
	(c) Changes in Inventories of Finished goods, Work-in-Progress and stock in trade		-	-
	(d) Manufacturing Expenses		-	-
	(e) Employee Benefits Expense	18	4,93,182	4,37,693
	(f) Finance Costs	19	-	6,393
	(g) Depreciation and Amortisation Expense	1	41,139	89,036
	Less : Amt. Transferred from Revaluation Reserve		-	-
	(h) Other Expenses	20	3,12,516	3,40,850
	Total Expenses (IV)		8,46,836	8,73,975
V	Profit / (Loss) before Exceptional Items and Tax (III - IV)		4,48,717	5,30,293
VI	Exceptional Items			-
VII	Profit / (Loss) before Tax (V - VI)		4,48,717	5,30,293
VIII	Tax Expense:			
	(a) Current Tax Expense For Current Year		88,068	1,01,047
	(b) (Less): MAT Credit (where applicable)		(28,452)	(1,01,047)
	(b) Current Tax Expense Relating to Prior Year's		(14,212)	(38,692)
	(c) Deferred Tax			-
IX	Profit / (Loss) from Continuing Operations (VII-VIII)		3,74,889	4,91,401
	DISCONTINUING OPERATIONS			
X	Profit / (Loss) from Discontinuing Operations			-
XI	Add / (Less): Tax expense of Discontinuing Operations			-
XII	Profit / (Loss) from Discontinuing Operations after Tax (X-XI)		-	-
XIII	Profit / (Loss) for the period (IX -XII)		3,74,889	4,91,401
XIV	Other Comprehensive Income			
	A (i) Items that will not be reclassified to profit or loss			
	Net Gain / Loss on Fair Value through OCI - Equity Shares		5,04,90,847	47,27,233
	Tax on above		(1,12,96,061)	(10,41,882)
			3,91,92,786	36,85,351
	B (i) Items that will be reclassified to profit or loss			
	(ii) Income Tax relating to items that will be reclassified to profit or loss		-	-
XV	Total Comprehensive Income for the period (13+14) (Comprising Profit (Loss) and Other Comprehensive Income for the Period)		5,08,65,736	52,18,634
XVI	Earnings Per Equity Share (of ` 10 /- each) (for continuing operation) :			
	Basic		7.50	9.83
	Diluted		7.50	9.83
	See Accompanying Notes to the Financial Statements	1 to 24		


As per our report of even date attached

For S.R.Mulla & Co.
Chartered Accountants


S.R. Mulla
Proprietor
Membership No : 141152
Firm Reg.No. : 138761W
Place: Mumbai
Dated : 25 MAY 2018

For and on behalf of the Board


D.G. Siraj
Director
DIN : 00025543


N.V. Siraj
Director
DIN : 00021986



Weizmann Corporate Services Limited

CIN : U70102MH1982PLC028472

Cash Flow Statement as at 31st March, 2018

Particular	31.03.2018 Amount in Rs.		31.03.2017 Amount in Rs.	
Cash Flow From Operating Activities				
Net Profit /(Loss) before tax		4,48,717		5,30,293
Depreciation	41,139		89,038	
Prior Year Tax	-		(38,692)	
		41,139		50,148
Operating Profit before Working Capital Changes		4,89,855		5,80,439
Changes in working capital:				
Adjustments for (increase) / decrease in operating assets:				
Short-term loans and advances	83,06,171		59,68,321	
Trade Receivables	(34,078)			
		82,72,093		59,68,321
Adjustments for increase / (decrease) in operating liabilities:				
Short Term Borrowings	1,59,010			
Trade payables	26,016		154	
Other current liabilities	(40)		5,025	
Long Term Liabilities	(87,00,000)		75,00,000	
Short-term provisions	2,094			
Long-term provisions	19,023		(7,692)	
Loans and Advances	(1,750)			
Other Current Assets	(8,010)			
		(85,03,658)		
Cash generated from operations		2,58,290		1,40,46,247
Net income tax (paid) / refunds		(1,21,563)	1,41,395	1,41,395
Net cash flow from / (used in) operating activities (A)		1,36,728		1,39,04,852
Cash Flow From Investing Activities				
Investments	-		(1,40,07,691)	
				(1,40,07,691)
Net cash flow from Investing activities (B)				(1,40,07,691)
Cash Flow From Financing Activities				
Net Cash flow from Financing activities (C)		1,36,728		(1,02,839)
Cash and Cash Equivalent at the Beginning of the year		8,69,444		9,72,263
Cash and Cash Equivalent at the End of the year		10,06,172		8,69,444
		1,36,728		(1,02,839)
Cash and Cash Equivalent at the End of the year comprises				
(a) Balances with banks				
In current accounts		10,06,172		8,69,444

As per our report of even date attached

For S.R.Mulla & Co.

Chartered Accountants

S.R.Mulla
Proprietor

Membership No : 141152

Firm Reg. No. : 138761W

Place: Mumbai

Dated: 25 MAY 2018

For and on behalf of Board

D.G.Siraj
Director
DIN : 00025543N.V.Siraj
Director
DIN : 00021986

Weizmann Corporate Services Limited

CIN : U70102MH1982PLC028472

Statement of Changes in Equity for the period ended 31st March 2018

A. Equity Share Capital

Amount in ₹

Balance at the beginning of the reporting period i.e. 1st April, 2017	Changes in equity share capital during the year 2017-2018	Balance at the end of the reporting period i.e. 31st March 2018	Balance at the beginning of the reporting period i.e. 1st April, 2016	Changes in equity share capital during the year 2016-2017	Balance at the end of the reporting period i.e. 31st March 2017
5,00,000.00	-	5,00,000.00	5,00,000.00	-	5,00,000.00
5,00,000.00	-	5,00,000.00	5,00,000.00	-	5,00,000.00



Weizmann Corporate Services Limited
Statement of Changes in Equity for the year ended 31st March , 2018

B. Other Equity

As on 1st April 2016

Amount in ₹

	Reserves and Surplus				Equity Instruments through Other Comprehensive Income	Total
	Revaluation Reserve	Capital Reserve on Amalgamation	General Reserve	Retained Earnings		
Balance at the beginning of the reporting period 1st April, 2015	-	-	-	(16,04,893)		(16,04,893)
Restated balance at the beginning of the reporting period	-	-	-	(16,04,893)		(16,04,893)
Other Comprehensive Income					1,71,50,796	1,71,50,796
Transfer to retained earnings				12,70,326		12,70,326
Balance at the end of the reporting period i.e. 31st March, 2016	-	-	-	(3,34,567)	1,71,50,796	1,68,16,228

As on 31st March 2017

Amount in ₹

	Reserves and Surplus				Equity Instruments through Other Comprehensive Income	Total
	Revaluation Reserve	Capital Reserve on Amalgamation	General Reserve	Retained Earnings		
Balance at the beginning of the reporting period 1st April, 2017	-	-	-	(3,34,567)	1,71,50,796	1,68,16,228
Other Comprehensive Income					36,85,351	36,85,351
Transfer to retained earnings				4,91,401		4,91,401
Balance at the end of the reporting period i.e. 31st March, 2016	-	-	-	1,56,834	2,08,36,146	2,09,92,980


As on 31st March 2018

Amount in ₹

	Reserves and Surplus				Equity Instruments through Other Comprehensive Income	Total
	Revaluation Reserve	Capital Reserve on Amalgamation	General Reserve	Retained Earnings		
Balance at the beginning of the reporting period 1st April, 2017	-	-	-	1,56,834	20836146.16	2,09,92,980
Other Comprehensive Income					3,91,92,786	3,91,92,786
Transfer to retained earnings				3,74,889		3,74,889
Balance at the end of the reporting period i.e. 31st March, 2016	-	-	-	5,31,723	6,00,28,932	6,05,60,655

As per our report of even date attached

For S.R.Mulla & Co.
Chartered Accountants



S.R. Mulla
Proprietor
Membership No : 141152
Firm Reg.No. : 138761W
Place: Mumbai
Dated: 25 MAY 2018



For and on behalf of the Board



D.G. Siraj
Director
DIN : 00025543

N.V. Siraj
Director
DIN : 00021986

Weizmann Corporate Services Limited

Notes to Stand-alone Financial Statements as at 31.03.2018

A CORPORATE INFORMATION

Karma Energy Limited ("the Company") is a listed entity incorporated in India.

The address of its registered office and location of the wind farms are disclosed in the introduction to the annual report.

B SIGNIFICANT ACCOUNTING POLICIES

B.1 Basis of preparation and presentation

The financial statements have been prepared on the historical cost basis except for following assets and liabilities which have been measured at fair value amount:

- i Certain financial assets and liabilities,
- ii Defined benefit plans - plan assets

The financial statements of the Company have been prepared to comply with the Indian Accounting standards ('Ind AS'), including the rules notified under the relevant provisions of the Companies Act, 2013.

Upto the year ended March 31, 2017, the Company has prepared its financial statements in accordance with the requirement of Indian Generally Accepted Accounting Principles (GAAP), which includes Standards notified under the Companies (Accounting Standards) Rules, 2006 and considered as "Previous GAAP".

The accounts have been compiled on an accrual system based on principle of going concern.

These financial statements are the Company's first Ind AS standalone financial statements.

Company's financial statements are presented in Indian Rupees, which is also its functional currency.

B.2 Summary of significant accounting policies

a Property, plant and equipment

Property, plant and equipment are stated at cost, net of recoverable taxes, trade discount and rebates less accumulated depreciation and impairment losses, if any. Such cost includes purchase price, borrowing cost and any cost directly attributable to bringing the assets to its working condition for its intended use.

Depreciation on property, plant and equipment is provided using straight line method. Depreciation is provided based on useful life of the assets as prescribed in Schedule II to the Companies Act, 2013.

The residual values, useful lives and methods of depreciation of property, plant and equipment are reviewed at each financial year end and adjusted prospectively, if appropriate.

Gains or losses arising from derecognition of a property, plant and equipment are measured as the difference between the net disposal proceeds and the carrying amount of the asset and are recognised in the Statement of Profit and Loss when the asset is derecognised.

c Finance Cost

Borrowing costs that are directly attributable to the acquisition or construction of qualifying assets are capitalised as part of the cost of such assets.

All other borrowing costs are charged to the Statement of Profit and Loss for the period for which they are incurred.

e Impairment of non-financial assets - property, plant and equipment

The Company assesses at each reporting date as to whether there is any indication that any property, plant and equipment or group of assets, called cash generating units may be impaired. If any such indication exists the recoverable amount of an asset or cash generating units is estimated to determine the extent of impairment, if any. When it is not possible to estimate the recoverable amount of an individual asset, the Company estimates the recoverable amount of the cash generating units to which the asset belongs.

If the carrying amount of property, plant and equipment exceeds the recoverable amount on the reporting date, the carrying amount is reduced to the recoverable amount. The recoverable amount is measured as the higher of the net selling price and the value in use determined by the present value of estimated future cash flows.

f Provisions

Provisions are recognised when the Company has a present obligation (legal or constructive) as a result of a past event, it is probable that an outflow of resources embodying economic benefits will be required to settle the obligation and a reliable estimate can be made of the amount of the



Weizmann Corporate Services Limited

Notes to Stand-alone Financial Statements as at 31.03.2018

obligation.

g Employee Benefits Expense

Short Term Employee Benefits : The undiscounted amount of short term employee benefits expected to be paid in exchange for the services rendered by employees are recognised as an expense during the period when the employees render the services.

Post-Employment Benefits :

Defined Contribution Plans - A defined contribution plan is a post-employment benefit plan under which the Company pays specified contributions to a separate entity. The Company makes specified monthly contributions towards Provident Fund. The Company's contribution is recognised as an expense in the Statement of Profit and Loss during the period in which the employee renders the related service.

Defined Benefit Plans - The Company pays gratuity to the employees whoever has completed five years of service with the Company at the time of resignation / superannuation. The gratuity is paid @15 days salary for every completed year of service as per the Payment of Gratuity Act or otherwise contractually agreed with the employees.

h Tax Expenses

The tax expense for the period comprises current and deferred tax. Tax is recognised in Statement of Profit and Loss, except to the extent that it relates to items recognised in the comprehensive income or in equity. In which case, the tax is also recognised in other comprehensive income or equity.

Current tax - Current tax assets and liabilities are measured at the amount expected to be recovered from or paid to the taxation authorities, based on tax rates and laws that are enacted or substantively enacted at the Balance sheet date.

Deferred tax - Deferred tax is recognised on temporary differences between the carrying amounts of assets and liabilities in the financial statements and the corresponding tax bases used in the computation of taxable profit.

Deferred tax liabilities and assets are measured at the tax rates that are expected to apply in the period in which the liability is settled or the asset realised, based on tax rates (and tax laws) that have been enacted or substantively enacted by the end of the reporting period. The carrying amount of Deferred tax liabilities and assets are reviewed at the end of each reporting period.

j Revenue recognition

Income on Inter Corporate Deposits is accounted for on time accrual basis

It is the policy of the company to provide for all income and expenses on accrual basis.

Revenue from sale of goods is measured at the fair value of the consideration received or receivable, taking into account contractually defined terms of payment and excluding taxes or duties collected on behalf of the government.

k Financial Instruments

1 Financial Assets

a Recognition and measurement

All financial assets and liabilities are initially recognized at fair value.

b Investment in subsidiaries, Associates and Joint Ventures

The Company has accounted for its investments in subsidiaries, associates and joint venture at cost.

c Other Equity Investments

All other equity investments are measured at fair value, with value changes recognised in Statement of Profit and Loss, except for those equity investments for which the Company has elected to present the value changes in 'Other Comprehensive Income'.

d Impairment of financial assets

For trade receivables Company applies 'simplified approach' which requires expected lifetime losses to be recognised from initial recognition of the receivables. The Company uses historical default rates to determine impairment loss on the portfolio of trade receivables. At every reporting date these historical default rates are reviewed and changes in the forward looking estimates are analysed.

2 Financial liabilities

Recognition and measurement - All financial liabilities are recognized at fair value and in case of



Weizmann Corporate Services Limited

Notes to Stand-alone Financial Statements as at 31.03.2018

loans, net of directly attributable cost. Fees of recurring nature are directly recognised in the Statement of Profit and Loss as finance cost.

For trade and other payables maturing within one year from the balance sheet date, the carrying amounts approximate fair value due to the short maturity of these instruments.

C ACCOUNTING JUDGEMENTS AND ESTIMATION OF UNCERTAINTY

- a Depreciation/amortisation and useful lives of property plant and equipment/intangible assets
Property, plant and equipment / intangible assets are depreciated / amortised over their estimated useful lives, after taking into account estimated residual value. Management reviews the estimated useful lives and residual values of the assets annually in order to determine the amount of depreciation / amortisation to be recorded during any reporting period. The useful lives and residual values are based on the Company's historical experience with similar assets. The depreciation / amortisation for future periods is revised if there are significant changes from previous estimates.
- b Recoverability of trade receivable
Judgements are applied in assessing the recoverability of overdue trade receivables and determining whether a provision against those receivables is required.
- c Provisions
Provisions and liabilities are recognized in the period when it becomes probable that there will be a future outflow of funds resulting from past operations or events and the amount of cash outflow can be reliably estimated. The carrying amounts of provisions and liabilities are reviewed regularly and revised to take account of changing facts and circumstances.

D FIRST TIME ADOPTION OF IND AS

The Company has adopted Ind AS with effect from 1st April 2017 with comparatives being restated. Accordingly the impact of transition has been provided in the Opening Reserves as at 1st April 2016. The figures for the previous period have been restated, regrouped and reclassified wherever required to comply with the requirement of Ind AS and Schedule III.

- a **Exemptions from retrospective application**
 - i Business combination exemption
The Company has applied the exemption as provided in Ind AS 101 on non-application of Ind AS 103, "Business Combinations" to business combinations consummated prior to April 1, 2016 (the "Transition Date"), pursuant to which goodwill / capital reserve arising from a business combination has been stated at the carrying amount prior to the date of transition under Indian GAAP. The Company has also applied the exemption for past business combinations to acquisitions of investments in subsidiaries / associates / joint ventures consummated prior to the Transition Date.
 - ii Fair value as deemed cost exemption
The Company has elected to measure items of property, plant and equipment at its carrying value at the transition date.
 - iii Investments in subsidiaries, joint ventures and associates
The Company has elected to measure investment in subsidiaries, joint venture and associate at cost



Weizmann Corporate Services Limited

Notes to the Standalone Financial Statements for the year ended 31st March 2016

Note No : 1

Amount in ₹

Description	As at 1.4.15	Adjustments/ Additions	Adjustments/ Deductions	As At 31.3.2016	As at 1.4.15	Impact on IND AS Transition	Adjustments/(additions/deductions)	For the Year	Adjustments/ Deductions	As at 31.3.2016	Net Block	
											As at 31.3.2015	As at 31.3.2015
Property, Plant & Equipment :												
Tangible Assets:												
Own Assets :												
d) Plant & Machinery	13,35,965	-	-	13,35,965	10,47,341	-	-	63,950	-	11,11,291	2,24,674	2,88,624
e) Office Equipment	28,05,703	-	-	28,05,703	26,05,604	-	-	-	-	26,05,604	1,39,839	1,39,839
f) Furniture & Fixtures	12,90,560	-	-	12,90,560	11,57,055	-	-	26,735	-	11,85,790	1,04,770	1,33,505
g) Vehicles	19,84,917	-	-	19,84,917	17,71,394	-	-	92,532	-	18,63,916	1,21,001	2,13,533
Total (A)	74,17,145	-	-	74,17,145	66,41,644	-	-	1,85,217	-	68,26,861	5,90,284	7,76,501
Intangible Assets:												
Total (B)	-	-	-	-	-	-	-	-	-	-	-	-
Total (A + B)	74,17,145	-	-	74,17,145	66,41,644	-	-	1,85,217	0	68,26,861	5,90,284	7,76,501
Capital Work in Progress												

Weizmann Corporate Services Limited

Notes to the Standalone Financial Statements for the year ended 31st March 2017

Note No : 1

Amount in ₹

Description	As at 1.4.16	Adjustments/ Additions	Adjustments/ Deductions	As At 31.3.2018	As at 1.4.16	Impact on IND AS Transition	Adjustments/(additions/deductions)	For the Year	Adjustments/ Deductions	As at 31.3.2017	Net Block	
											As at 31.3.2017	As at 31.3.2016
Property, Plant & Equipment :												
Tangible Assets:												
Own Assets :												
d) Plant & Machinery	13,35,965	-	-	13,35,965	11,11,291	-	-	49,448	-	11,60,739	1,75,226	2,24,674
e) Office Equipment	28,05,703	-	-	28,05,703	26,05,604	-	-	-	-	26,05,604	1,39,839	1,39,839
f) Furniture & Fixtures	12,90,560	-	-	12,90,560	11,85,790	-	-	17,839	-	12,03,629	68,931	1,04,770
g) Vehicles	19,84,917	-	-	19,84,917	18,63,916	-	-	21,751	-	18,85,667	99,250	1,21,001
Total (A)	74,17,145	-	-	74,17,145	68,26,861	-	-	89,038	-	69,15,899	5,01,246	5,90,284
Intangible Assets:												
Total (B)	-	-	-	-	-	-	-	-	-	-	-	-
Total (A + B)	74,17,145	-	-	74,17,145	68,26,861	-	-	89,038	-	69,15,899	5,01,246	5,90,284
Capital Work in Progress												

Weizmann Corporate Services Limited

Notes to the Standalone Financial Statements for the year ended 31st March 2018

Note No : 1

Amount in ₹

Description	As at 1.4.17	Adjustments/ Additions	Adjustments/ Deductions	As At 31.3.2018	As at 1.4.17	Impact on IND AS Transition	Adjustments/(additions/deductions)	For the Year	Adjustments/ Deductions	As at 31.3.2018	Net Block	
											As at 31.3.2018	As at 31.3.2017
Property, Plant & Equipment :												
Tangible Assets:												
Own Assets :												
d) Plant & Machinery	13,35,965	-	-	13,35,965	11,60,739	-	-	32,219	-	11,92,956	1,43,007	1,75,226
e) Office Equipment	28,05,703	-	-	28,05,703	26,05,604	-	-	-	-	26,05,604	1,39,839	1,39,839
f) Furniture & Fixtures	12,90,560	-	-	12,90,560	12,03,629	-	-	9,919	-	12,12,548	78,012	68,931
g) Vehicles	19,84,917	-	-	19,84,917	18,85,667	-	-	-	-	18,85,667	99,250	99,250
Total (A)	74,17,145	-	-	74,17,145	69,15,899	-	-	41,139	-	69,57,038	4,60,107	5,01,246
Intangible Assets:												
Total (B)	-	-	-	-	-	-	-	-	-	-	-	-
Total (A + B)	74,17,145	-	-	74,17,145	69,15,899	-	-	41,139	-	69,57,038	4,60,107	5,01,246
Capital Work in Progress												



Weizmann Corporate Services Limited

Notes to the Standalone Financial Statements for the year ended 31st March 2018

Amount in ₹

Particulars	Note	As at 31st March 2018		As at 31st March 2017		As at 1st April 2016	
		Units	Amt in Rs	Units	Amount	Units	Amount
Note : 2							
NON - Current Investments							
Investments measured at Cost							
Unquoted investments - Others							
Fully paid-up Equity Shares							
In Associates							
Avinaya Resources Limited		680890	1,70,09,057	680890	1,70,09,057	680890	1,70,09,057
In Others							
Trueman Properties Private Limited		88600	58,99,874	88600	59,25,568	-	-
			58,99,874		59,25,568	-	-
Windia Infrastructure Finance Limited		786005	9,20,01,885	786005	4,14,85,344	786005	2,86,49,882
The Saraswat Co-op Bank Ltd		-	-	-	-	2500	26,106
Sub Total			9,20,01,885		4,14,85,344		2,86,75,988
Total of investments measured at Cost			11,49,10,816		6,44,19,969		4,56,85,045



Weizmann Corporate Services Limited
Notes to the Standalone Financial Statements for the year ended 31st March 2018

Particulars	Amount in ₹		
	As at 31st March 2018	As at 31st March 2017	As at 1st April 2016
Note : 3	Amount	Amount	Amount
Loans (Unsecured And Considered Good)			
a. Loans and advances			
Related Parties	-	-	-
Others	-	-	-
[Unsecured , Considered Doubtful]			
b. Other Advances	-	-	-
Provision for Doubtful Advances	-	-	-
a. Deposits	7,89,572	7,87,822	7,87,822
	7,89,572	7,87,822	7,87,822



Weizmann Corporate Services Limited
Notes to the Standalone Financial Statements for the year ended 31st March 2018

Particulars	Amount in ₹		
	As at 31st March 2018	As at 31st March 2017	As at 1st April 2016
	Amount	Amount	Amount
Note : 4			
Trade Receivable [Unsecured , Considered Good]			
Other Receivables	34,078	-	-
	34,078	-	-
Note : 5			
Cash And Cash Equivalents			
Cash on Hand	2,128	2,788	6,778
Balance with banks :			
- In Current Account	10,04,044	8,68,656	9,65,505
- Cheques on Hand			
	10,06,172	8,69,444	9,72,283
Note : 6			
Loans [Unsecured, Considered Good]			
Loans & Advances to Others	-	83,06,171	1,42,82,944
	-	83,06,171	1,42,82,944
Note : 7			
Other Current Assets			
Advances Recoverable in cash or in kind	90,022	80,597	85,097
Prepaid Expenses	28,358	29,773	27,228
Balance with Government Authorities	13,65,625	13,30,859	13,40,461
	14,84,005	14,41,239	14,32,786



Weizmann Corporate Services Limited
Notes to the Standalone Financial Statements for the year ended 31st March 2018

Amount in ₹

	Note No	As at 31st March 2018		As at 31st March 2017		As at 1st April 2016	
		Units	Amount	Units	Amount	Units	Amount
Note : 8							
Share Capital							
Authorised Share Capital							
Equity Shares of ₹ 10/- each		50,000	5,00,000	50,000	5,00,000	50,000	5,00,000
Preference Shares of ₹ 100/- each		1,000	1,00,000	1,000	1,00,000	1,000	1,00,000
			6,00,000		6,00,000		6,00,000
Issued, Subscribed & Paid Up Share Capital							
Equity Shares of ₹ 10/- each		50,000	5,00,000	50,000	5,00,000	50,000	5,00,000
Total			5,00,000		5,00,000		5,00,000
NOTE [8.1]							
Reconciliation of the number of shares and amount outstanding at the beginning and at the end of the reporting year							
Equity Shares							
At the beginning of the Year		50,000	5,00,000	50,000	5,00,000	50,000	5,00,000.00
Issued during the Year				-	-	-	-
Outstanding at the end of the Year		50,000	5,00,000	50,000	5,00,000.00	50,000	5,00,000
NOTE [8.2]							
Terms / rights attached to equity shares							
a) The Company has only one class of shares having a par Value of ₹ 10/- per Share. Each holder of equity shares is entitled to one vote							
b) In the event of liquidation of the company, the holders of equity shares will be entitled to receive the remaining assets of the company, after distribution of all preferential amounts. The distribution will be in proportion to the number of equity shares held by the shareholders							
c) The company has not issued any bonus shares or bought back the equity shares in the last 5 years immediately preceding the balance sheet date							
NOTE [8.3]							
Details of shares held by each shareholder holding more than 5% shares :							
Equity shares of ₹ 10/- fully paid up							
		Units	Holding %	Units	Holding %	Units	Holding %
Karma Energy Limited		15960.00	31.92	15,960	31.92	15,960	31.92
Weizmann Limited		9500.00	19.00	9,500	19.00	9,500	19.00
Weizmann Forex Limited		24500.00	49.00	24,500	49.00	24,500	49.00



Weizmann Corporate Services Limited

Notes to the Standalone Financial Statements for the year ended 31st March 2018

Particulars	Amount in ₹		
	As at 31st March 2018	As at 31st March 2017	As at 1st April 2016
Note : 9	Amount	Amount	Amount
Other Equity			
Retained Earnings			
Opening Balance	1,56,834	(3,34,567)	(16,04,893)
Add : Profit / (Loss) for the Year	3,74,889	4,91,401	12,70,326
	5,31,723	1,56,834	(3,34,567)
Other Comprehensive Income (OCI)			
Opening Balance	2,08,36,146	1,71,50,796	-
Add : Movement in OCI (Net) during the year	3,91,92,786	36,85,351	1,71,50,796
	6,00,28,932	2,08,36,146	1,71,50,796
Total	6,05,60,655	2,09,92,980	1,68,16,228



Weizmann Corporate Services Limited

Notes to the Standalone Financial Statements for the year ended 31st March 2018

Particulars	Amount in ₹		
	As at 31st March 2018	As at 31st March 2017	As at 1st April 2016
Note : 10	Amount	Amount	Amount
<u>Other Long Term Liabilities</u>			
Deposits			
From Related Parties	3,50,00,000	3,71,00,000	2,96,00,000
From Others	-	66,00,000	66,00,000
Total	3,50,00,000	4,37,00,000	3,62,00,000
Note : 11			
<u>Long Term Provisions</u>			
Provision for Employee Benefits			
Leave Encashment	32,971	13,948	21,640
Total	32,971	13,948	21,640



Weizmann Corporate Services Limited
Notes to the Standalone Financial Statements for the year ended 31st March 2018

Particulars	Amount in ₹		
	As at 31st March 2018	As at 31st March 2017	As at 1st April 2016
	Amount	Amount	Amount
Note : 13			
Financial Liabilities - Current			
Unsecured Loans			
A. From Related Parties	-	-	-
B. From Others	1,59,010	-	-
Total	1,59,010	-	-
Note : 14			
Trade Payables			
Micro, Small and Medium enterprises			
Others	50,49,385	50,23,369	50,23,215
Based on information of status of suppliers to the extent received by the company there are no Small Scale Industrial undertakings included in Sundry Creditors to whom the payments are outstanding for a period more than 45 days. Further the company has not received any memorandum (as required to be filed by the suppliers with the notified authority under the micro, Small and Medium Enterprises Development Act, 2006) claiming their status as micro, small or medium enterprises. Consequently the amount paid/payable to these parties during the year is Nil.			
Total	50,49,385	50,23,369	50,23,215
Note : 15			
Other Financial Liabilities			
Statutory Obligations	5,535	5,575	550
Total	5,535	5,575	550
Note : 16			
Provisions			
Provision : Employee Benefits			
Gratuity payable	77,865	77,895	77,885
Leave Encashment	2,492	1,502	2,330
Bonus Payable	20,120	19,016	18,570
Provision : Others			
Provisions For Taxation	88,068	1,01,047	2,42,060
	1,88,565	1,99,450	3,40,845



Weizmann Corporate Services Limited
Notes to the Standalone Financial Statements for the year ended 31st March 2018

Particulars	Amount in ₹		
	As at 31st March 2018	As at 31st March 2017	As at 31st March 2016
	Amount	Amount	Amount
Revenue from Operations			
Other Operating Revenues	12,95,553	14,04,268	21,20,229
Total	12,95,553	14,04,268	21,20,229
Note : 17			
Other Operating Revenues comprises of			
Rent Received	7,44,000	8,16,000	8,16,000
Dividend Received	-	3,750	3,750
Interest received	5,49,392	5,82,872	12,98,646
Other Income	2,161	1,646	1,633
Total	12,95,553	14,04,268	21,20,229
Note : 18			
Employees Benefit Expense			
Salaries, Wages and Bonus	4,61,082	4,04,822	3,57,882
Contributions to provident and other funds	32,120	32,871	32,198
Total	4,93,182	4,37,693	3,90,080.00
Note : 19			
Finance Cost			
Interest Expenses on :			
Others	-	6,393	-
Total	-	6,393	-
Note : 20			
Other Expenses			
Payment to Auditors	26,000	26,000	26,335
Bank Charges	914	1,106	1,031
Insurance Charges	47,808	47,894	39,120
Legal & Professional Charges	15,575	62,100	19,637
Loss on Sale/Discard of Assets	-	1,106	-
Rent, Rates & Taxes	1,93,040	1,90,045	1,85,493
Repairs and Maintenance - Others	25,950	9,000	-
Miscellaneous Expenses	3,229	3,599	2,990
	3,12,516	3,40,850	2,74,606
Note : 20.1			
Payment to Auditors			
For Audit	26,000	26,000	26,335
For Other Services	-	-	-
	26,000	26,000	26,335



21 Effect of IND AS adoption on the Standalone Balance Sheet as at 31.03.2017 and 01.04.2016

Particulars	31.03.2017			01.04.2016		
	Previous GAAP	Effect of transition to IND AS	As per IND AS Balance Sheet	Previous GAAP	Effect of transition to IND AS	As per IND AS Balance Sheet
ASSETS						
Non-Current Assets						
a Property, Plant & Equipment	5,01,246	-	5,01,246	5,90,284	-	5,90,284
b Capital Work in Progress	-	-	-	-	-	-
c Other Intangible Assets	-	-	-	-	-	-
d Financial Assets						
i Investments	3,76,93,255	3,48,34,943	7,25,28,198	2,36,85,564	2,19,99,481	4,56,85,045
ii Loans and Advances	7,87,822	-	7,87,822	7,87,822	-	7,87,822
iii Others (to be specified)	-	-	-	-	-	-
e Deferred Tax Assets (Net)	-	-	-	-	-	-
f Other Non-Current Assets	-	-	-	-	-	-
Current Assets						
a Inventories	-	-	-	-	-	-
b Financial Assets						
i Trade Receivables	-	-	-	-	-	-
ii Cash and Cash Equivalents	8,69,444	-	8,69,444	9,72,283	-	9,72,283
iii Bank Balances other than (iii) above	-	-	-	-	-	-
iv Loans and Advances	83,06,171	-	83,06,171	1,42,82,944	-	1,42,82,944
v Others (to be specified)	-	-	-	-	-	-
c Current Tax Assets (Net)	-	-	-	-	-	-
d Other Current Assets	14,41,239	-	14,41,239	14,32,788	-	14,32,788
Total Assets	4,95,99,177	3,48,34,943	8,44,34,120	4,17,51,683	2,19,99,481	6,37,51,164
EQUITY AND LIABILITIES						
Equity						
a Equity Share capital	5,00,000	-	5,00,000	5,00,000	-	5,00,000
b Other Equity	1,56,835	2,71,57,320	2,73,14,155	(3,34,567)	1,71,50,795	1,68,16,228
Liabilities						
Non-Current						
a Financial Liabilities						
i Borrowings	-	-	-	-	-	-
ii Other (other than those specified in item (i), to be specified)	-	-	-	-	-	-
b Provisions	13,948	-	13,948	21,640	-	21,640
c Deferred Tax Liabilities (Net)	-	78,77,622	76,77,622	-	48,48,686	48,48,686
d Other Non-Current Liabilities	4,37,00,000	-	4,37,00,000	3,62,00,000	-	3,62,00,000
Particulars						
Current						
a Financial Liabilities						
i Borrowings	-	-	-	-	-	-
ii Trade Payables	50,23,369	-	50,23,369	50,23,215	-	50,23,215
iii Other (other than those specified in item (i) and (ii))	-	-	-	-	-	-
b Other Current Liabilities	5,575	-	5,575	550	-	550
c Provisions	1,99,451	-	1,99,451	3,40,845	-	3,40,845
d Current Tax Liabilities (Net)	-	-	-	-	-	-
Total Equity and Liabilities	4,95,99,178	3,48,34,942	8,44,34,120	4,17,51,683	2,19,99,481	6,37,51,164



Effect of IND AS adoption on the Standalone Statement of Profit & Loss for the year ended 31.03.2017

Particulars	31.03.2017		
	Previous GAAP	Effect of transition to IND AS	As per IND AS Balance Sheet
1 Income			
[a] Revenue from Operations	0	-	0
[b] Other Income	14,04,268	-	14,04,268
Total Income	14,04,268	-	14,04,268
2 Expenses			
[a] Cost of Materials Consumed	-	-	-
[b] Purchases of Stock-in-Trade	-	-	-
[c] Changes in Inventories	-	-	-
[d] Operation & Maintenance Cost	-	-	-
[e] Employee Benefits Expense	4,37,893	-	4,37,893
[f] Finance Costs	6,393	-	6,393
[g] Depreciation and Amortisation Expense	69,038	-	69,038
[h] Other Expenses	3,40,850	-	3,40,850
Total Expenses	8,73,974	-	8,73,974
3 Profit / (Loss) before Tax (1 - 2)	5,30,294	-	5,30,294
4 Tax Expense:			
[a] Current Tax	1,01,047	-	1,01,047
[b] Less : MAT Credit (where applicable)	(1,01,047)	-	(1,01,047)
[c] Current Tax Expense relating to Prior Year's	(38,892)	-	(38,892)
[d] Deferred Tax	-	-	-
Total Tax Expenses	(38,892)	-	(38,892)
5 Profit / (Loss) after Tax (3 - 4)	4,91,402	-	4,91,402



WEIZMANN CORPORATE SERVICES LTD

CIN : U70102MH1982PLC028472

Notes Forming Part of Financial Statements

21	Earning Per share (EPS)	Year Ended	Year Ended
		31.03.2018	31.03.2017
a	Net Profit/(loss) after Tax	3,74,889	4,91,401
b	Weighted Average Number of Equity Shares	50,000	50,000
c	Nominal Value Per Ordinary Share	10	10
d	Basic and diluted earning per share	7.50	9.83

22 A. Related Party Disclosure for the year ended 31st March 2018

In accordance with the "Accounting Standard 18 - Related Party Disclosure", the details of related parties as stated below:

Associates	Others
Avinaya Resources Limited	Karma Energy Limited Weizmann Forex Limited

B. Transactions with Related Parties

Nature of Transaction	Others Related Party	
	31.03.2018	31.03.2017
Income/ Receipts		
Rent Received	7,17,000	7,08,000
Weizmann Forex Limited	6,72,000	5,28,000
Karma Energy Limited	45,000	1,80,000
Additional Deposit Taken	51,00,000	75,00,000
Weizmann Forex Limited	51,00,000	75,00,000
Deposit Refund	72,00,000	-
Karma Energy Limited	72,00,000	-
Amount Payable		
Deposit	3,50,00,000	3,71,00,000
Karma Energy Limited	-	72,00,000
Weizmann Forex Limited	3,50,00,000	2,99,00,000

23 The company has not recorded cumulative net deferred tax assets as of 31st March, 2018 in view of uncertainty of reversal of the same in the immediate future.

24 Previous year figures have been regrouped and / or reclassified wherever necessary.

Signatures to the Notes 1 to 24 forming part of the Balance Sheet as at 31st March 2018 and the Statement of Profit & Loss for the year ended 31st March 2018


As per our report of even date attached

For S.R.Mulla & Co.
Chartered Accountants

For and on behalf of the Board



S.R.Mulla
Proprietor
Membership No : 141152
Firm Reg.No. : 138761W
Place: Mumbai
Dated : 25 MAY 2018



Director
D.G.Siraj
DIN : 00025543



Director
N.V.Siraj
DIN : 00021986

